




## Removal

1. Remove the under cover.  
(Refer to Engine Mechanical System - "Engine Room Under Cover")
2. Disconnect the EOP connector (A) and remove the EOP (B) by loosening the bolts.

### Tightening torque :

19.6 - 25.5 N·m (2.0 - 2.6 kgf·m, 14.5 - 18.8 lb·ft)

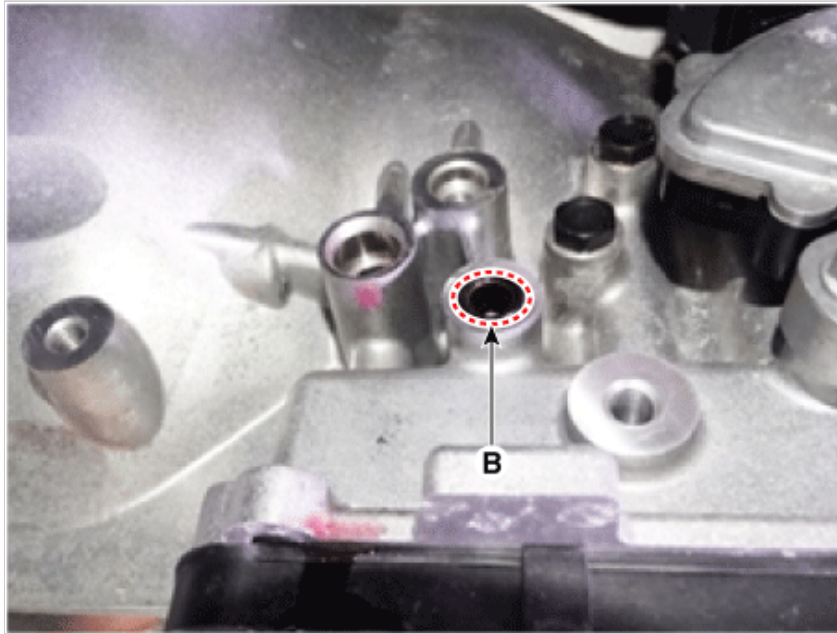



## Installation

1. Install in the reverse order of removal.

### NOTICE

- Check the assembled state of o-ring (A) and pipe seal (B) before reinstalling the EOP.
- When replacing the EOP, the existing pipe seal (B) must be replaced with a new one.



2. Refill the automatic transmission with fluid.  
(Refer to Hydraulic System - "Fluid")